



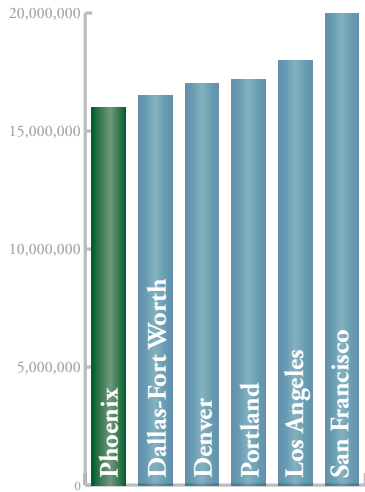
GREATER PHOENIX
ECONOMIC COUNCIL

RENEWABLE ENERGY

Annual Operating Costs for Manufacturing of Sustainable

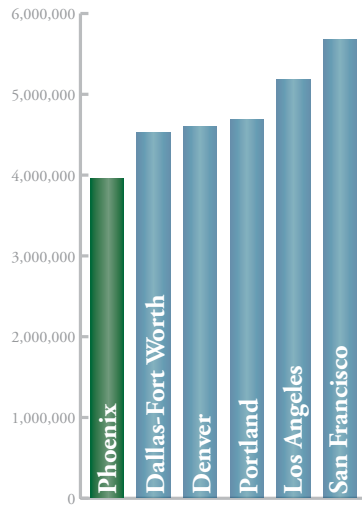
Greater Phoenix's affordable operating expenses make the region attractive to manufacturers of sustainable industries.

Employee Payroll



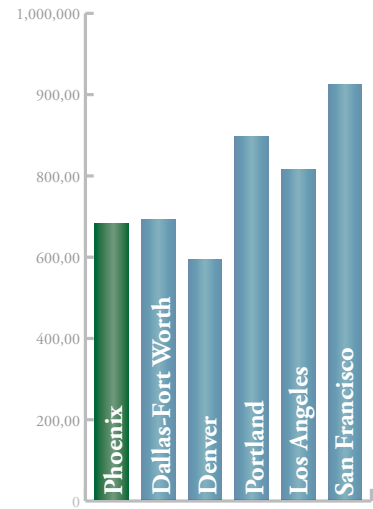
Phoenix	\$16,019,576
Dallas-Fort Worth	\$16,477,361
Denver	\$17,162,287
Portland	\$17,262,571
Los Angeles	\$18,329,724
San Francisco	\$20,055,956

Fringe and Mandated Benefits



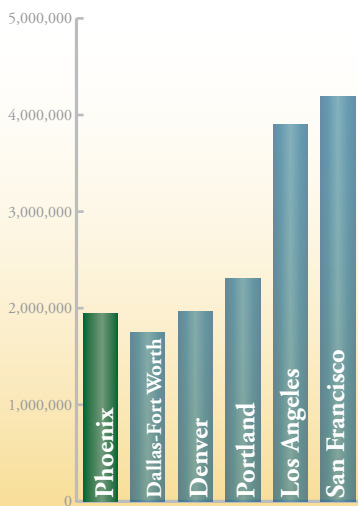
Phoenix	\$4,057,244
Dallas-Fort Worth	\$4,554,200
Denver	\$4,583,036
Portland	\$4,616,776
Los Angeles	\$5,228,100
San Francisco	\$5,713,417

Utilities



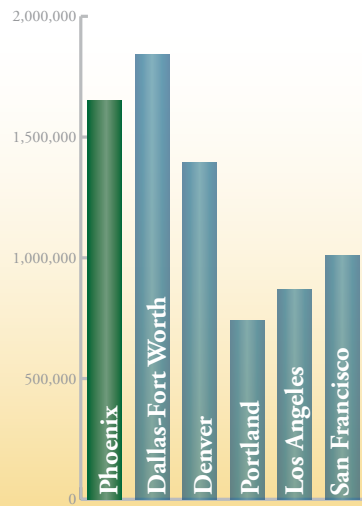
Phoenix	\$683,364
Dallas-Fort Worth	\$685,301
Denver	\$593,583
Portland	\$892,338
Los Angeles	\$817,783
San Francisco	\$1,023,673

Payments



Phoenix	\$1,944,553
Dallas-Fort Worth	\$1,745,625
Denver	\$1,962,561
Portland	\$2,309,784
Los Angeles	\$3,904,080
San Francisco	\$4,193,594

Property Tax



Phoenix	\$1,651,841
Dallas-Fort Worth	\$1,839,937
Denver	\$1,395,370
Portland	\$741,777
Los Angeles	\$867,311
San Francisco	\$1,008,350

Costs



Phoenix	\$24,356,579
Dallas-Fort Worth	\$25,302,424
Denver	\$25,696,837
Portland	\$25,823,246
Los Angeles	\$29,146,998
San Francisco	\$31,994,990



GREATER PHOENIX
ECONOMIC COUNCIL

RENEWABLE ENERGY

Annual Operating Costs for Manufacturing of Sustainable

This comparison was calculated based on the figures below.

Real Estate

Building Type:	Industrial
Building Square Feet:	200,000
Status:	Construction
Acres for Construction:	20.0
















Capital Investment

Machinery and Equipment:	\$50,000,000
--------------------------	--------------

Monthly Utility Use

Electricity Demand/Usage:	1000KW 400,000KWh
Water Usage:	00,000cf, 4 meter
Wastewater Usage:	500,000cf, 4 meter
Natural Gas Usage:	None

Work Force (full-time equivalents)

Assembler		85
Machine Tool Operator		66
Office Manager		40
Shipping Clerk		35
Sales Representative (non-scientific)		30
Machinist		30
Production Supervisor		25
Machine/Maintenance Mechanic		19
Benefits Analyst		12
Mechanical Engineer		12
Property Manager/Admin		12
Quality Assurance Inspector		10
Engineering Technician		10
Secretary		8
Accountant		6
Total Work Force:		400